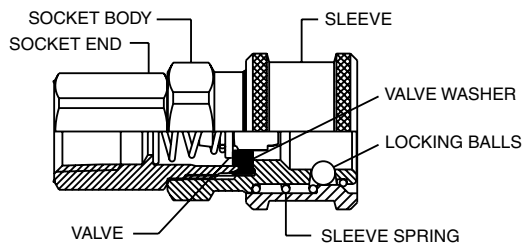


Series 100

1/4" Nominal



ONE-WAY



Quick-Connect Coupling designed for applications where non-interchange with other couplings is a requirement.

Features

- Ball lock
- Manual operation
- Non-interchangeable design prevents crossing of lines

Standard Materials

- Socket
 - Brass Body
 - Brass Valve
 - Brass Sleeve
 - Buna-N (Nitrile) Seal
 - Stainless Steel Springs
 - Stainless Steel Locking Balls
- Plug
 - Brass

Accessories

- Dust caps and dust plugs (See page 68)

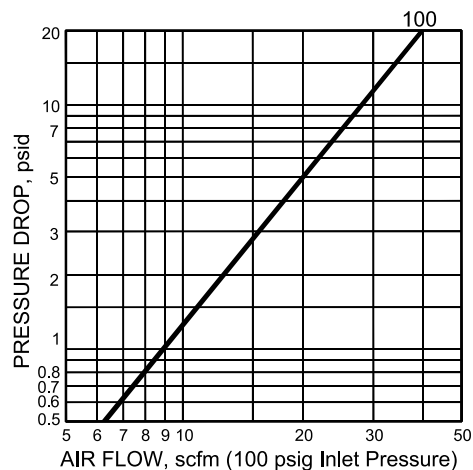
Rated Pressure

Series	PSI	BAR
100	350	24

Flow Capacity

Series	‡Ac
100	20

‡ Air flow (scfm) with 5 psi pressure drop and 100 psig inlet pressure





Series 100

1/4" Nominal

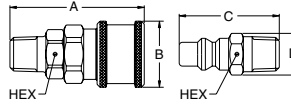
ONE-WAY

SOCKETS

PLUGS

Part No.	Thread Size	Dimensions		
		A	B	HEX
101	1/8-27 NPTF	1.94	1.00	0.69
103	1/4-18 NPTF	2.09	1.00	0.69
105	3/8-18 NPTF	2.09	1.00	0.69
100-63	5/8-18* NPTF	2.16	1.00	0.69

Male End Connections

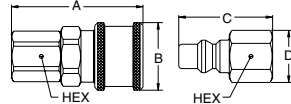


Part No.	Thread Size	Dimensions		
		C	D	HEX
1G1	1/8-27 NPTF	1.38	0.65	0.56
1G3	1/4-18 NPTF	1.56	0.65	0.56
1G5	3/8-18 NPTF	1.56	0.79	0.69

*45° Male Flare

Part No.	Thread Size	Dimensions		
		A	B	HEX
100	1/8-27 NPTF	1.78	—	0.69
102	1/4-18 NPTF	2.00	—	0.69
104	3/8-18 NPTF	2.06	—	0.75

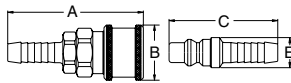
Female End Connections



Part No.	Thread Size	Dimensions		
		C	D	HEX
1G2	1/4-18 NPTF	1.43	0.79	0.69

Part No.	Hose I.D.	Dimensions	
		A	B
110	1/4"	2.53	1.00
111	5/16"	2.53	1.00
112	3/8"	2.52	1.00

Hose Stem End Connections



Part No.	Hose I.D.	Dimensions	
		C	E
1G10	1/4"	2.00	0.56
1G12	3/8"	2.03	0.56

Part No.	Hose		Dimensions		
	I.D.	O.D.	A	B	HEX
1-GB3	1/4"	1/2"	2.62	1.00	0.63
1-GB7	1/4"	5/8"	2.62	1.00	0.75
1-GD7	3/8"	5/8"	2.75	1.00	0.75
1-GD9	3/8"	11/16"	2.75	1.00	0.81

Hose Clamp End Connections

